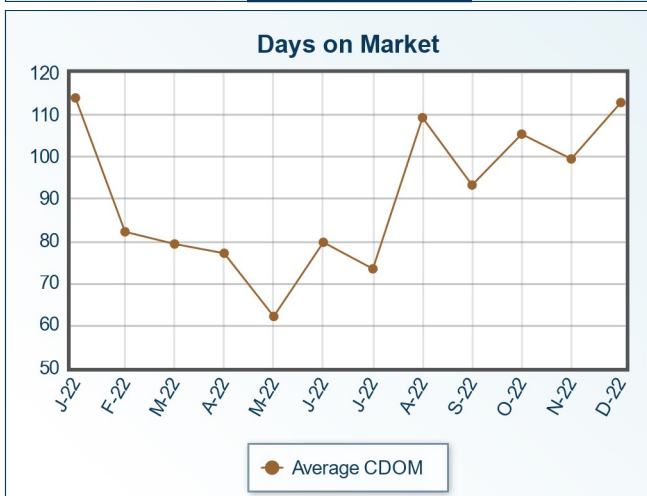
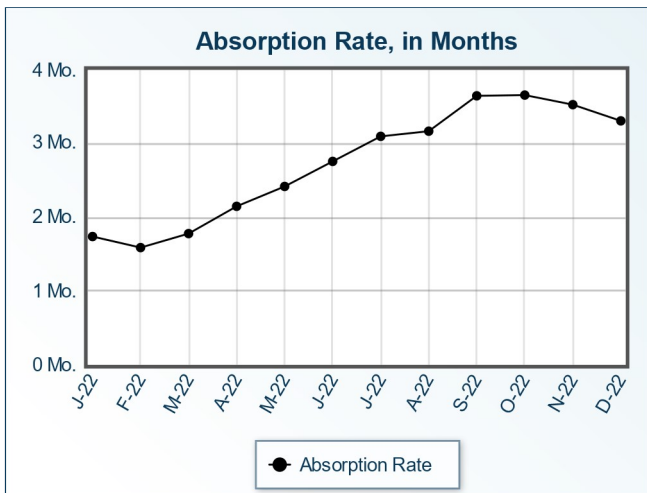
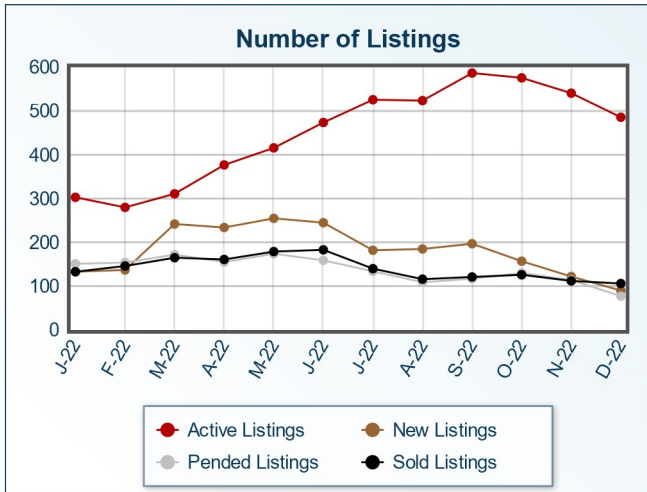


Market Summary

Residential, December 2022



Summary Statistics						
	Dec-22	Dec-21	% Chg	2022 YTD	2021 YTD	% Chg
Absorption Rate	3.31	2.08	59.13	2.74	2.26	21.24
Average List Price	\$859,428	\$742,440	15.76	\$718,072	\$633,672	13.32
Median List Price	\$582,500	\$465,963	25.01	\$514,550	\$449,000	14.60
Average Sale Price	\$655,690	\$597,552	9.73	\$645,503	\$602,293	7.17
Median Sale Price	\$499,806	\$431,500	15.83	\$480,000	\$440,000	9.09
Average CDOM	113	79	43.04	99	81	22.22
Median CDOM	86	60	43.33	54	53	1.89

	Sold Listings						Pending Listings						
	This Month			Year to Date			This Month			Year to Date			
	2022	2021	% Chg	2022	2021	% Chg	2022	2021	% Chg	2022	2021	% Chg	
0-99,999	4	6	-33.3	43	64	-32.8	0-99,999	4	4	0.0	42	62	-32.3
100,000-149,999	3	6	-50.0	38	56	-32.1	100,000-149,999	1	2	-50.0	39	60	-35.0
150,000-199,999	4	5	-20.0	63	80	-21.2	150,000-199,999	4	7	-42.9	53	88	-39.8
200,000-249,999	0	9	-100.0	71	88	-19.3	200,000-249,999	3	8	-62.5	72	91	-20.9
250,000-299,999	9	15	-40.0	100	202	-50.5	250,000-299,999	7	10	-30.0	109	195	-44.1
300,000-349,999	7	17	-58.8	148	210	-29.5	300,000-349,999	3	12	-75.0	128	213	-39.9
350,000-399,999	11	18	-38.9	156	203	-23.2	350,000-399,999	6	20	-70.0	164	223	-26.5
400,000-449,999	9	19	-52.6	139	175	-20.6	400,000-449,999	4	12	-66.7	124	159	-22.0
450,000-499,999	6	13	-53.8	127	120	5.8	450,000-499,999	4	10	-60.0	144	119	21.0
500,000-549,999	6	7	-14.3	97	80	21.3	500,000-549,999	5	6	-16.7	85	84	1.2
550,000-599,999	2	8	-75.0	66	94	-29.8	550,000-599,999	2	10	-80.0	69	102	-32.4
600,000-649,999	6	6	0.0	62	83	-25.3	600,000-649,999	3	6	-50.0	57	74	-23.0
650,000-699,999	5	3	66.7	58	87	-33.3	650,000-699,999	4	5	-20.0	62	103	-39.8
700,000-749,999	4	3	33.3	76	70	8.6	700,000-749,999	2	4	-50.0	60	59	1.7
750,000-799,999	6	4	50.0	53	50	6.0	750,000-799,999	4	1	300.0	64	71	-9.9
800,000-849,999	3	2	50.0	38	49	-22.4	800,000-849,999	2	1	100.0	27	41	-34.1
850,000-899,999	3	7	-57.1	39	58	-32.8	850,000-899,999	3	7	-57.1	52	49	6.1
900,000-949,999	2	3	-33.3	20	34	-41.2	900,000-949,999	2	2	0.0	22	31	-29.0
950,000-999,999	3	2	50.0	35	39	-10.3	950,000-999,999	4	3	33.3	42	49	-14.3
1,000,000-1,099,999	0	4	-100.0	32	20	60.0	1,000,000-1,099,999	1	3	-66.7	22	22	0.0
1,100,000-1,199,999	2	4	-50.0	32	34	-5.9	1,100,000-1,199,999	1	2	-50.0	29	35	-17.1
1,200,000-1,299,999	2	5	-60.0	33	37	-10.8	1,200,000-1,299,999	2	2	0.0	40	33	21.2
1,300,000-1,399,999	1	1	0.0	32	24	33.3	1,300,000-1,399,999	0	1	-100.0	21	35	-40.0
1,400,000-1,499,999	4	2	100.0	20	19	5.3	1,400,000-1,499,999	1	2	-50.0	19	11	72.7
1,500,000-1,599,999	0	1	-100.0	23	15	53.3	1,500,000-1,599,999	1	1	0.0	18	13	38.5
1,600,000-1,699,999	0	2	-100.0	10	16	-37.5	1,600,000-1,699,999	1	4	-75.0	10	18	-44.4
1,700,000-1,799,999	0	0	0.0	15	8	87.5	1,700,000-1,799,999	0	1	-100.0	7	6	16.7
1,800,000-1,899,999	0	1	-100.0	7	6	16.7	1,800,000-1,899,999	0	0	0.0	6	7	-14.3
1,900,000-1,999,999	0	1	-100.0	7	12	-41.7	1,900,000-1,999,999	0	1	-100.0	12	15	-20.0
2,000,000-2,249,999	1	3	-66.7	13	21	-38.1	2,000,000-2,249,999	0	1	-100.0	5	10	-50.0
2,250,000-2,499,999	0	2	-100.0	8	12	-33.3	2,250,000-2,499,999	1	2	-50.0	10	18	-44.4
2,500,000-2,749,999	1	1	0.0	8	6	33.3	2,500,000-2,749,999	0	0	0.0	10	3	233.3
2,750,000-2,999,999	0	0	0.0	6	11	-45.5	2,750,000-2,999,999	0	2	-100.0	6	17	-64.7
3,000,000-3,249,999	1	0	N/A	4	2	100.0	3,000,000-3,249,999	1	0	N/A	4	1	300.0
3,250,000-3,499,999	0	0	0.0	1	2	-50.0	3,250,000-3,499,999	0	0	0.0	0	2	-100.0
3,500,000-3,749,999	0	0	0.0	0	2	-100.0	3,500,000-3,749,999	0	0	0.0	0	3	-100.0
3,750,000-3,999,999	0	0	0.0	1	0	N/A	3,750,000-3,999,999	1	0	N/A	3	2	50.0
4,000,000-4,249,999	1	0	N/A	2	3	-33.3	4,000,000-4,249,999	0	0	0.0	1	1	0.0
4,250,000-4,499,999	0	0	0.0	2	0	N/A	4,250,000-4,499,999	0	0	0.0	1	0	N/A
4,500,000-4,749,999	0	0	0.0	0	0	0.0	4,500,000-4,749,999	0	0	0.0	3	0	N/A
4,750,000-4,999,999	0	0	0.0	2	0	N/A	4,750,000-4,999,999	0	0	0.0	2	0	N/A
5,000,000+	0	0	0.0	1	2	-50.0	5,000,000+	0	0	0.0	2	2	0.0
Totals	106	180	-41.1	1688	2094	-19.4	Totals	77	152	-49.3	1646	2127	-22.6

Active Listings	This Month			Year to Date			New Listings	This Month			Year to Date		
	2022	2021	% Chg	2022	2021	% Chg		2022	2021	% Chg	2022	2021	% Chg
	0-99,999	7	10	-30.0	50	77		-35.1	0-99,999	3	4	-25.0	43
100,000-149,999	7	17	-58.8	55	83	-33.7	100,000-149,999	4	0	N/A	41	68	-39.7
150,000-199,999	10	33	-69.7	80	129	-38.0	150,000-199,999	5	8	-37.5	52	111	-53.2
200,000-249,999	23	19	21.1	106	124	-14.5	200,000-249,999	2	10	-80.0	83	106	-21.7
250,000-299,999	23	14	64.3	142	219	-35.2	250,000-299,999	9	4	125.0	130	187	-30.5
300,000-349,999	22	24	-8.3	180	254	-29.1	300,000-349,999	9	9	0.0	159	223	-28.7
350,000-399,999	39	34	14.7	231	281	-17.8	350,000-399,999	6	18	-66.7	204	248	-17.7
400,000-449,999	31	21	47.6	181	192	-5.7	400,000-449,999	7	9	-22.2	162	170	-4.7
450,000-499,999	34	34	0.0	201	165	21.8	450,000-499,999	4	10	-60.0	171	147	16.3
500,000-549,999	27	15	80.0	127	103	23.3	500,000-549,999	10	7	42.9	113	92	22.8
550,000-599,999	29	13	123.1	119	119	0.0	550,000-599,999	4	4	0.0	111	106	4.7
600,000-649,999	21	16	31.3	88	95	-7.4	600,000-649,999	3	5	-40.0	74	81	-8.6
650,000-699,999	23	10	130.0	105	124	-15.3	650,000-699,999	5	3	66.7	97	107	-9.3
700,000-749,999	15	10	50.0	85	70	21.4	700,000-749,999	2	2	0.0	79	58	36.2
750,000-799,999	21	13	61.5	101	102	-1.0	750,000-799,999	7	6	16.7	87	88	-1.1
800,000-849,999	11	3	266.7	41	46	-10.9	800,000-849,999	0	0	0.0	39	40	-2.5
850,000-899,999	22	7	214.3	86	61	41.0	850,000-899,999	0	1	-100.0	80	53	50.9
900,000-949,999	13	0	N/A	37	34	8.8	900,000-949,999	1	0	N/A	37	33	12.1
950,000-999,999	16	7	128.6	70	62	12.9	950,000-999,999	1	1	0.0	65	60	8.3
1,000,000-1,099,999	4	4	0.0	31	25	24.0	1,000,000-1,099,999	0	3	-100.0	29	24	20.8
1,100,000-1,199,999	19	3	533.3	64	45	42.2	1,100,000-1,199,999	2	3	-33.3	59	38	55.3
1,200,000-1,299,999	5	7	-28.6	59	43	37.2	1,200,000-1,299,999	1	1	0.0	52	37	40.5
1,300,000-1,399,999	8	4	100.0	36	43	-16.3	1,300,000-1,399,999	0	0	0.0	34	30	13.3
1,400,000-1,499,999	8	3	166.7	32	15	113.3	1,400,000-1,499,999	0	0	0.0	30	10	200.0
1,500,000-1,599,999	1	5	-80.0	23	18	27.8	1,500,000-1,599,999	0	1	-100.0	18	16	12.5
1,600,000-1,699,999	2	5	-60.0	14	24	-41.7	1,600,000-1,699,999	0	2	-100.0	11	22	-50.0
1,700,000-1,799,999	6	1	500.0	17	9	88.9	1,700,000-1,799,999	1	0	N/A	16	8	100.0
1,800,000-1,899,999	1	1	0.0	9	8	12.5	1,800,000-1,899,999	0	0	0.0	8	4	100.0
1,900,000-1,999,999	1	10	-90.0	18	26	-30.8	1,900,000-1,999,999	1	0	N/A	10	21	-52.4
2,000,000-2,249,999	3	2	50.0	11	12	-8.3	2,000,000-2,249,999	0	0	0.0	10	8	25.0
2,250,000-2,499,999	7	2	250.0	21	19	10.5	2,250,000-2,499,999	1	0	N/A	20	13	53.8
2,500,000-2,749,999	4	3	33.3	16	7	128.6	2,500,000-2,749,999	0	1	-100.0	13	5	160.0
2,750,000-2,999,999	5	7	-28.6	16	22	-27.3	2,750,000-2,999,999	0	0	0.0	11	20	-45.0
3,000,000-3,249,999	2	0	N/A	7	3	133.3	3,000,000-3,249,999	0	0	0.0	7	1	600.0
3,250,000-3,499,999	5	2	150.0	7	4	75.0	3,250,000-3,499,999	0	0	0.0	5	3	66.7
3,500,000-3,749,999	0	1	-100.0	2	4	-50.0	3,500,000-3,749,999	0	0	0.0	1	4	-75.0
3,750,000-3,999,999	3	0	N/A	7	2	250.0	3,750,000-3,999,999	1	0	N/A	7	1	600.0
4,000,000-4,249,999	0	0	0.0	1	1	0.0	4,000,000-4,249,999	0	0	0.0	1	1	0.0
4,250,000-4,499,999	2	1	100.0	3	1	200.0	4,250,000-4,499,999	0	0	0.0	2	1	100.0
4,500,000-4,749,999	0	1	-100.0	3	1	200.0	4,500,000-4,749,999	0	0	0.0	2	0	N/A
4,750,000-4,999,999	0	1	-100.0	2	1	100.0	4,750,000-4,999,999	0	0	0.0	1	1	0.0
5,000,000+	3	3	0.0	8	8	0.0	5,000,000+	1	0	N/A	5	5	0.0
Totals	483	366	32.0	2492	2681	-7.0	Totals	90	112	-19.6	2179	2320	-6.1

Information is deemed to be reliable, but is not guaranteed. © 2023 MLS and FBS. Prepared by Rick Wesselhoff on Sunday, January 08, 2023 11:37 AM.